



District Report Card: 2017


State: Haryana	District: Rohtak
Class: 8	Subject: Mathematics
Schools: 51	Students: 989


Participation/Coverage


Students

<div>GENDER</div> <div></div>	Boys		Girls	
	Number	%	Number	%
	526	53.19	463	46.81

<div>AREA</div> <div></div>	Rural		Urban	
	Number	%	Number	%
	844	85.34	145	14.66

<div>CATEGORY</div> <div></div>	SC		ST		OBC		GEN	
	Number	%	Number	%	Number	%	Number	%
	510	51.57	17	1.72	252	25.48	210	21.23

<div>CWSN</div> <div></div>	LD	VI	HI	S&LD	ID	Oth
	5	1	1	0	2	1

<div>Management</div> <div></div>	Government		Government-aided	
	Number	%	Number	%
	922	93.23	67	6.77

Average Performance of Students in Mathematics (%)

Overall	Gender		Area		Management		Social Group			
	Male	Female	Rural	Urban	Govt.	Aided	SC	ST	OBC	GEN
35.55	34.26	37.02	35.05	38.48	34.66	47.76	35.40	27.45	34.71	37.59

Performance on Learning Outcomes (LOs)

Learning Outcomes	Description	Average Performance(%)
M601	Solves problems involving large numbers by applying appropriate operations	28.11
M606	Solves problems on daily life situations involving addition and subtraction of fractions / decimals	34.99
M620	Finds out the perimeter and area of rectangular objects in the surroundings like floor of the class room, surfaces of a chalk box etc.	38.36
M621	Arranges given/collected information in the form of table, pictograph and bar graph and interprets them	28.30
M702	Interprets the division and multiplication of fractions	33.47
M705	Solves problems related to daily life situations involving rational numbers	29.52
M706	Uses exponential form of numbers to simplify problems involving multiplication and division of large numbers	31.12
M707	Adds/subtracts algebraic expressions	43.58
M710	Solves problems related to conversion of percentage to fraction and decimal and vice versa	25.11
M717	Finds out approximate area of closed shapes by using unit square grid/graph sheet	24.86
M719	Finds various representative values for simple data from her/his daily life contexts like mean, median and mode	51.85
M721	Interprets data using bar graph	45.06
M801	Generalizes properties of addition, subtraction, multiplication and division of rational numbers through patterns	27.04
M802	Finds rational numbers between two given rational numbers	30.47
M803	Proves divisibility rules of 2, 3, 4, 5, 6, 9 and 11	41.68
M804	Finds squares, cubes, square roots and cube roots of numbers using different methods	34.98
M808	Uses various algebraic identities in solving problems of daily life	44.42
M812	Verifies properties of parallelogram and establishes the relationship between them through reasoning	32.41
M818	Finds surface area and volume of cuboidal and cylindrical object	16.95
M819	Draws and interprets bar charts and pie charts	35.49

Range of Performance of Students who Answered Correctly							
Below 30%		30% - 50%		50% - 75%		Above 75%	
Number	%	Number	%	Number	%	Number	%
474	47.93	277	28.01	198	20.02	40	4.04

Lowest Performing Learning Outcomes (LOs)

- 1 - Finds surface area and volume of cuboidal and cylindrical object (16.95)
- 2 - Finds out approximate area of closed shapes by using unit square grid/graph sheet (24.86)
- 3 - Solves problems related to conversion of percentage to fraction and decimal and vice versa (25.11)

- 4 - Generalizes properties of addition, subtraction, multiplication and division of rational numbers through patterns (27.04)
- 5 - Solves problems involving large numbers by applying appropriate operations (28.11)